



Groove, LLC

Sample: 2204FID1464.9653

Strain: Ghost OG

Batch #: A; Lot #:

METRC Batch: 1A408010000E4E9000000517; METRC Sample: 1A408010000E4E9000000525

Analysis Initiated: 04/18/2022; Report Created: 04/20/2022

Sampling SOP: SOP-0050

OG Kush Live Rosin Oil (HB9)

Concentrates & Extracts, Live Rosin, Pressing

Harvest/Production Date: 04/13/2022



78.82% Total Potential Psychoactive THC	0.19% Total CBD	Pass Foreign Matter
78.82% Total Raw THC	83.78% Total Cannabinoids	Complete NR Moisture

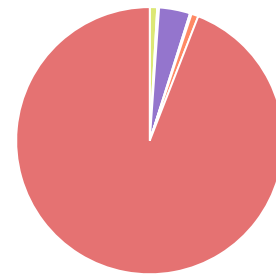
Cannabinoids

Pass

Analytical Calibration Batch: Cannabinoids AF 03292022

Analyte	LOQ	Mass	Mass
	%	%	mg/g
THCa	0.09	ND	ND
Δ9-THC	0.09	78.82	788.2
Δ8-THC	0.09	ND	ND
THCV	0.09	0.71	7.1
CBDa	0.09	ND	ND
CBD	0.09	0.19	1.9
CBN	0.09	0.17	1.7
CBGa	0.09	ND	ND
CBG	0.09	3.15	31.5
CBC	0.09	0.75	7.5
Total		83.78	837.8

■ CBC
 ■ CBD
 ■ CBG
 ■ CBN
 ■ THCV
 ■ Δ9-THC



Total Potential Psychoactive THC = THCa * 0.877 + d9-THC

Total CBD = CBDa * 0.877 + CBD

LOQ = Limit of Quantitation; NT = Not Tested; NR = Not Reported; ND = None Detected; PPM = Parts per Million; PPB = Parts per Billion; Unless otherwise stated all quality control samples performed within specifications established by the Laboratory.

SOP-0037; Full spectrum cannabinoid analysis by High Performance Liquid Chromatography with UV detection (HPLC-UV). Reported result is based on sample dry weight.

SOP-0035; Foreign matter inspection includes but is not limited to hair, insects, stems, and feces. Filth is inspected using a M16-209 stereoscope. Stem measurements are performed using fisher calipers.

SOP-0036; Moisture analysis is performed using a Shimadzu moisture analyzer MOC63u UL.



Fidelity Diagnostics Laboratory
216 Trade St.
Missoula, MT 59808
(406) 926-2211
<http://www.fidimt.com>
License # L-100170-003



Andre Umansky

Andre Umansky
Laboratory Director

Accredited to ISO/IEC 17025:2017
Accreditation #: 102722

Confident Cannabis
All Rights Reserved
support@confidentcannabis.com
(866) 506-5866
www.confidentcannabis.com





Groove, LLC

Sample: 2204FID1464.9653

Strain: Ghost OG

Batch #: A; Lot #:

METRC Batch: 1A408010000E4E9000000517; METRC Sample: 1A408010000E4E9000000525

Analysis Initiated: 04/18/2022; Report Created: 04/20/2022

Sampling SOP: SOP-0050

OG Kush Live Rosin Oil (HB9)

Concentrates & Extracts, Live Rosin, Pressing

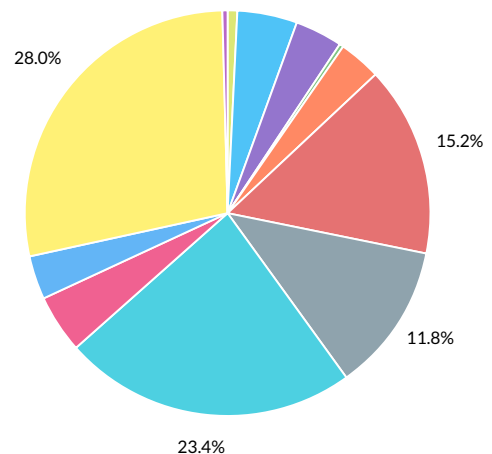
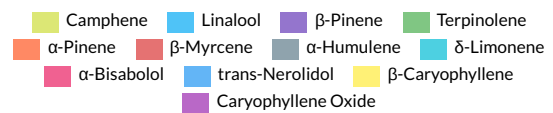
Harvest/Production Date: 04/13/2022




Terpenes

Analytical Calibration Batch: Terpenes 03212022

Analyte	LOQ	Mass	Mass
	%	%	mg/g
β-Caryophyllene	0.008	2.222	22.22
δ-Limonene	0.008	1.857	18.57
β-Myrcene	0.008	1.204	12.04
α-Humulene	0.008	0.940	9.40
Linalool	0.008	0.379	3.79
α-Bisabolol	0.008	0.369	3.69
β-Pinene	0.008	0.300	3.00
trans-Nerolidol	0.008	0.276	2.76
α-Pinene	0.008	0.267	2.67
Camphene	0.008	0.061	0.61
Caryophyllene Oxide	0.008	0.033	0.33
Terpinolene	0.008	0.025	0.25
α-Terpinene	0.008	ND	ND
cis-Nerolidol	0.008	ND	ND
δ-3-Carene	0.008	ND	ND
Eucalyptol	0.008	ND	ND
γ-Terpinene	0.008	ND	ND
Geraniol	0.008	ND	ND
Guaiol	0.008	ND	ND
Isopulegol	0.008	ND	ND
Ocimene	0.008	ND	ND
p-Cymene	0.008	ND	ND
Total		7.934	79.34



Primary Aromas



LOQ = Limit of Quantitation; NT = Not Tested; NR = Not Reported; ND = None Detected; PPM = Parts per Million; PPB = Parts per Billion; The reported result is based on a sample weight with the applicable moisture content for that sample; Unless otherwise stated all quality control samples performed within specifications established by the Laboratory. SOP-0044; Terpenoid profile screen is performed using a Thermo Scientific TRACE 1300 Gas Chromatography instrument equipped with a Flame Ionization Detector (GC-FID).



Fidelity Diagnostics Laboratory
216 Trade St.
Missoula, MT 59808
(406) 926-2211
<http://www.fidimt.com>
License # L-100170-003



Andre Umansky

Andre Umansky
Laboratory Director

Accredited to ISO/IEC 17025:2017
Accreditation #: 102722

Confident Cannabis
All Rights Reserved
support@confidentcannabis.com
(866) 506-5866
www.confidentcannabis.com





Groove, LLC

Sample: 2204FID1464.9653

Strain: Ghost OG

Batch #: A; Lot #:

METRC Batch: 1A408010000E4E9000000517; METRC Sample: 1A408010000E4E9000000525

Analysis Initiated: 04/18/2022; Report Created: 04/20/2022

Sampling SOP: SOP-0050

OG Kush Live Rosin Oil (HB9)

Concentrates & Extracts, Live Rosin, Pressing

Harvest/Production Date: 04/13/2022



Residual Solvents

Pass

Analytical Calibration Batch: R.S. 03162022

Analyte	LOQ	State Limits	Mass	Status	Analyte	LOQ	State Limits	Mass	Status
	PPM	PPM	PPM			PPM	PPM	PPM	
Acetone	400	5000	ND	Pass	Hexanes	20	290	ND	Pass
Benzene	2	2	ND	Pass	Isopropanol	400	5000	ND	Pass
Butanes	40	5000	ND	Pass	Methanol	400	3000	ND	Pass
Chloroform	2	2	ND	Pass	Pentanes	20	5000	ND	Pass
Cyclohexane	20	3880	ND	Pass	Propane	40	5000	ND	Pass
Dichloromethane	20	5000	ND	Pass	Toluene	20	890	ND	Pass
Ethyl-Acetate	20	5000	ND	Pass	Xylenes	20	2170	ND	Pass
Heptanes	20	5000	ND	Pass					

LOQ = Limit of Quantitation; The reported result is based on a sample weight with the applicable moisture content for that sample; Unless otherwise stated all quality control samples performed within specifications established by the Laboratory.
SOP-0056; A wide spectrum analysis of Residual Solvents using Gas Chromatography Mass Spectrometry (Thermo Scientific ISQ7000 GCMS).

Mycotoxins

Pass

Analytical Calibration Batch: 04/04/2022

Analyte	LOQ	State Limit	Mass	Status
	PPB	PPB	PPB	
Ochratoxin A	12	20	ND	Pass
Total Aflatoxins	20	20	ND	Pass

LOQ = Limit of Quantitation; The reported result is based on a sample weight with the applicable moisture content for that sample; Unless otherwise stated all quality control samples performed within specifications established by the Laboratory. SOP-0048; Mycotoxin screening is performed using Sciex 6500+ LCMSMS with Exion XR front HPLC.

Microbials

Pass

Analyte	Limit	Mass	Status
	CFU/g	CFU/g	
Mold	10000	NR	NT
Aspergillus flavus	Not Detected in 1.0g	ND	Pass
Aspergillus fumigatus	Not Detected in 1.0g	ND	Pass
Aspergillus niger	Not Detected in 1.0g	ND	Pass
Aspergillus terreus	Not Detected in 1.0g	ND	Pass
Salmonella	Not Detected in 1.0g	ND	Pass
STEC	Not Detected in 1.0g	ND	Pass

LOQ = Limit of Quantitation; TNTC = Too Numerous to Count; Unless otherwise stated all quality control samples performed within specifications established by the Laboratory. SOP-0057; STEC and Salmonella analysis on AriaDX qPCR using Medicinal Genomics validated methods. SOP-0063; Aspergillus species specific analysis on AriaDX qPCR using Medicinal Genomics validated methods. SOP-0061; Mold enumeration using Hardy Diagnostics media.



Fidelity Diagnostics Laboratory
216 Trade St.
Missoula, MT 59808
(406) 926-2211
<http://www.fidimt.com>
License # L-100170-003



Andre Umansky
Laboratory Director

Accredited to ISO/IEC 17025:2017
Accreditation #: 102722

Confident Cannabis
All Rights Reserved
support@confidentcannabis.com
(866) 506-5866
www.confidentcannabis.com





Groove, LLC

Sample: 2204FID1464.9653

Strain: Ghost OG

Batch #: A; Lot #:

METRC Batch: 1A408010000E4E9000000517; METRC Sample: 1A408010000E4E9000000525

Analysis Initiated: 04/18/2022; Report Created: 04/20/2022

Sampling SOP: SOP-0050

OG Kush Live Rosin Oil (HB9)

Concentrates & Extracts, Live Rosin, Pressing

Harvest/Production Date: 04/13/2022



Pesticides

Analytical Calibration Batch: 04/04/2022

Pass

Analyte	LOQ	State Limit	Expanded Limit	Mass	Status
	PPM	PPM	PPM	PPM	
Abamectin	0.30	2.5	2.5	ND	Pass
Acequinocyl	0.30	10	10	ND	Pass
Bifenazate	0.30	1	1	ND	Pass
Bifenthrin	0.30	1	1	ND	Pass
Chloromequat chloride	0.30	5	5	ND	Pass
Cyfluthrin	0.30	5	5	ND	Pass
Daminozide	0.30	5	5	ND	Pass
Etoazole	0.30	1	1	ND	Pass
Fenoxycarb	0.30	1	1	ND	Pass
Imazalil	0.30	1	1	ND	Pass
Imidacloprid	0.30	2	2	ND	Pass
Myclobutanil	0.30	0.6	0.6	ND	Pass
Paclobutrazol	0.30	2	2	ND	Pass
Pyrethrins	0.30	5	5	ND	Pass
Spinosad	0.30	1	1	ND	Pass
Spirotetramat	0.30	1	1	ND	Pass
Trifloxystrobin	0.30	1	1	ND	Pass

LOQ = Limit of Quantitation; The reported result is based on a sample weight with the applicable moisture content for that sample; Unless otherwise stated all quality control samples performed within specifications established by the Laboratory. SOP-0048; Pesticide screening is performed using Sciex 6500+ LCMSMS with Exion XR front HPLC.



Fidelity Diagnostics Laboratory
216 Trade St.
Missoula, MT 59808
(406) 926-2211
<http://www.fdimt.com>
License # L-100170-003



Andre Umansky
Laboratory Director

Accredited to ISO/IEC 17025:2017
Accreditation #: 102722

Confident Cannabis
All Rights Reserved
support@confidentcannabis.com
(866) 506-5866
www.confidentcannabis.com



This product has been tested by Fidelity Diagnostics using valid testing methodologies and a quality system as required by state law. Fidelity Diagnostics makes no claims as to the efficacy, safety or other risks associated with any detected or non-detected levels of any compounds reported herein. This Certificate shall not be reproduced without the written approval of Fidelity Diagnostics. Quality and uncertainty data available upon request. Sample conformity is established through "decision rule" which is set by the State. Version No. 001 []