



Groove Solventless

Sample: 2310FID5328.34213

Strain: Strawberry Guava

Batch #: A; Lot #:

METRC Batch: 1A408010000E4E9000001568; METRC Sample: 1A4080100013EC1000000855

Analysis Initiated: 10/19/2023; Report Created: 10/23/2023

Sampling SOP: SOP-0050

## Strawberry Guava Solventless Badder (HB47)

Concentrates & Extracts, Live Rosin, Pressing

Harvest/Production Date: 08/19/2023



**78.27%**  
Total Potential  
Psychoactive THC

**0.18%**  
Total CBD

**Pass**  
Foreign Matter

**89.03%**  
Total Raw THC

**91.49%**  
Total Cannabinoids

**Complete**  
NR  
Moisture

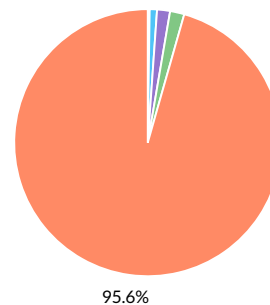
## Cannabinoids

Pass

Analytical Calibration Batch: Cannabinoids AF 09212023

Analyte	LOQ	Mass	Mass
	%	%	mg/g
THCa	0.09	87.45	874.5
Δ9-THC	0.09	1.58	15.8
Δ8-THC	0.09	ND	ND
THCV	0.09	ND	ND
CBDa	0.09	0.21	2.1
CBD	0.09	ND	ND
CBN	0.09	ND	ND
CBGa	0.09	1.44	14.4
CBG	0.09	0.81	8.1
CBC	0.09	ND	ND
Δ10-THC	0.09	ND	ND
<b>Total</b>		<b>91.49</b>	<b>914.9</b>

Legend: CBDa (yellow), CBG (blue), CBGa (purple), Δ9-THC (green), THCa (orange)



Total Potential Psychoactive THC = THCa \* 0.877 + d9-THC | Total CBD = CBDa \* 0.877 + CBD  
 LOQ = Limit of Quantitation; NT = Not Tested; NR = Not Reported; ND = None Detected; PPM = Parts per Million; PPB = Parts per Billion; Unless otherwise stated all quality control samples performed within specifications established by the Laboratory.  
 SOP-0037; Full spectrum cannabinoid analysis by High Performance Liquid Chromatography with UV detection (HPLC-UV). Reported result is based on sample dry weight.  
 SOP-0035; Foreign matter inspection includes but is not limited to hair, insects, stems, and feces. Filth is inspected using a M16-209 stereoscope. Stem measurements are performed using fisher calipers.  
 SOP-0036; Moisture analysis is performed using a Shimadzu moisture analyzer MOC63u UL. Testing listed above may not be included in our current PJLA scope of accreditation. Please consult PJLA Certificate# 102722 for a list of current accredited tests.



Fidelity Diagnostics Laboratory  
 216 Trade St.  
 Missoula, MT 59808  
 (406) 926-2211  
<http://www.fidimt.com>  
 License # L-100170-003



Andre Umansky  
Laboratory Director

Accredited to ISO/IEC 17025:2017  
Accreditation #: 102722

Confident Cannabis  
 All Rights Reserved  
[support@confidentcannabis.com](mailto:support@confidentcannabis.com)  
 (866) 506-5866  
[www.confidentcannabis.com](http://www.confidentcannabis.com)





Groove Solventless

Sample: 2310FID5328.34213

Strain: Strawberry Guava

Batch #: A; Lot #:

METRC Batch: 1A408010000E4E9000001568; METRC Sample: 1A4080100013EC1000000855

Analysis Initiated: 10/19/2023; Report Created: 10/23/2023

Sampling SOP: SOP-0050

## Strawberry Guava Solventless Badder (HB47)

Concentrates & Extracts, Live Rosin, Pressing

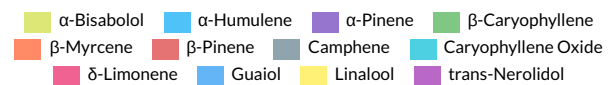
Harvest/Production Date: 08/19/2023




## Terpenes

Analytical Calibration Batch: Terpenes 09012023

Analyte	LOQ	Mass	Mass
	%	%	mg/g
β-Caryophyllene	0.008	1.223	12.23
β-Myrcene	0.008	0.517	5.17
δ-Limonene	0.008	0.404	4.04
α-Humulene	0.008	0.397	3.97
Guaiol	0.008	0.325	3.25
Linalool	0.008	0.271	2.71
α-Bisabolol	0.008	0.138	1.38
trans-Nerolidol	0.008	0.088	0.88
β-Pinene	0.008	0.063	0.63
Caryophyllene Oxide	0.008	0.048	0.48
α-Pinene	0.008	0.041	0.41
Camphene	0.008	0.014	0.14
α-Terpinene	0.008	ND	ND
cis-Nerolidol	0.008	ND	ND
δ-3-Carene	0.008	ND	ND
Eucalyptol	0.008	ND	ND
γ-Terpinene	0.008	ND	ND
Geraniol	0.008	ND	ND
Isopulegol	0.008	ND	ND
Ocimene	0.008	ND	ND
p-Cymene	0.008	ND	ND
Terpinolene	0.008	ND	ND
<b>Total</b>		<b>3.530</b>	<b>35.30</b>



## Primary Aromas



LOQ = Limit of Quantitation; NT = Not Tested; NR = Not Reported; ND = None Detected; PPM = Parts per Million; PPB = Parts per Billion; The reported result is based on a sample weight with the applicable moisture content for that sample; Unless otherwise stated all quality control samples performed within specifications established by the Laboratory. SOP-0044; Terpenoid profile screen is performed using a Thermo Scientific TRACE 1300 Gas Chromatography instrument equipped with a Flame Ionization Detector (GC-FID).



Fidelity Diagnostics Laboratory  
216 Trade St.  
Missoula, MT 59808  
(406) 926-2211  
<http://www.fidimt.com>  
License # L-100170-003



*Andre Umansky*

Andre Umansky  
Laboratory Director

Accredited to ISO/IEC 17025:2017  
Accreditation #: 102722

Confident Cannabis  
All Rights Reserved  
[support@confidentcannabis.com](mailto:support@confidentcannabis.com)  
(866) 506-5866  
[www.confidentcannabis.com](http://www.confidentcannabis.com)





# Certificate of Analysis

Groove Solventless

Sample: 2310FID5328.34213

Strain: Strawberry Guava

Batch #: A; Lot #:

METRC Batch: 1A408010000E4E9000001568; METRC Sample: 1A4080100013EC1000000855

Analysis Initiated: 10/19/2023; Report Created: 10/23/2023

Sampling SOP: SOP-0050

## Strawberry Guava Solventless Badder (HB47)

Concentrates & Extracts, Live Rosin, Pressing

Harvest/Production Date: 08/19/2023



## Residual Solvents

Pass

Analytical Calibration Batch: R.S. 09/20/2023

Analyte	LOQ	State Limits	Mass	Status	Analyte	LOQ	State Limits	Mass	Status
	PPM	PPM	PPM			PPM	PPM	PPM	
Acetone	400	5000	ND	Pass	Hexanes	20	290	ND	Pass
Benzene	2	2	ND	Pass	Isopropanol	400	5000	ND	Pass
Butanes	40	5000	ND	Pass	Methanol	400	3000	ND	Pass
Chloroform	2	2	ND	Pass	Pentanes	20	5000	ND	Pass
Cyclohexane	20	3880	ND	Pass	Propane	40	5000	ND	Pass
Dichloromethane	20	5000	ND	Pass	Toluene	20	890	ND	Pass
Ethyl-Acetate	20	5000	ND	Pass	Xylenes	20	2170	ND	Pass
Heptanes	20	5000	ND	Pass					

LOQ = Limit of Quantitation; The reported result is based on a sample weight with the applicable moisture content for that sample; Unless otherwise stated all quality control samples performed within specifications established by the Laboratory.  
SOP-0056; A wide spectrum analysis of Residual Solvents using Gas Chromatography Mass Spectrometry (Thermo Scientific ISQ7000 GCMS).

## Mycotoxins

Pass

Analytical Calibration Batch: 10/16/2023

Analyte	LOQ	State Limit	Mass	Status
	PPB	PPB	PPB	
Ochratoxin A	12	20	ND	Pass
Total Aflatoxins	20	20	ND	Pass

LOQ = Limit of Quantitation; The reported result is based on a sample weight with the applicable moisture content for that sample; Unless otherwise stated all quality control samples performed within specifications established by the Laboratory. SOP-0048; Mycotoxin screening is performed using Sciex 6500+ LCMSMS with Exion XR front HPLC.

## Microbials

Pass

Analyte	Limit	Mass	Status
	CFU/g	CFU/g	
Mold	10000	NR	NT
Aspergillus flavus	Not Detected in 1.0g	ND	Pass
Aspergillus fumigatus	Not Detected in 1.0g	ND	Pass
Aspergillus niger	Not Detected in 1.0g	ND	Pass
Aspergillus terreus	Not Detected in 1.0g	ND	Pass
Salmonella	Not Detected in 1.0g	ND	Pass
STEC	Not Detected in 1.0g	ND	Pass

LOQ = Limit of Quantitation; TNTC = Too Numerous to Count; Unless otherwise stated all quality control samples performed within specifications established by the Laboratory. SOP-0057; STEC and Salmonella analysis on AriaDX qPCR using Medicinal Genomics validated methods. SOP-0063; Aspergillus species specific analysis on AriaDX qPCR using Medicinal Genomics validated methods. SOP-0061; Mold enumeration using Hardy Diagnostics media.



Fidelity Diagnostics Laboratory  
216 Trade St.  
Missoula, MT 59808  
(406) 926-2211  
<http://www.fdimt.com>  
License # L-100170-003



Andre Umansky  
Laboratory Director

Accredited to ISO/IEC 17025:2017  
Accreditation #: 102722

Confident Cannabis  
All Rights Reserved  
[support@confidentcannabis.com](mailto:support@confidentcannabis.com)  
(866) 506-5866  
[www.confidentcannabis.com](http://www.confidentcannabis.com)





Groove Solventless

Sample: 2310FID5328.34213

Strain: Strawberry Guava

Batch #: A; Lot #:

METRC Batch: 1A408010000E4E9000001568; METRC Sample: 1A4080100013EC1000000855

Analysis Initiated: 10/19/2023; Report Created: 10/23/2023

Sampling SOP: SOP-0050

## Strawberry Guava Solventless Badder (HB47)

Concentrates & Extracts, Live Rosin, Pressing  
Harvest/Production Date: 08/19/2023



## Pesticides

Analytical Calibration Batch: 10/16/2023

Pass

Analyte	LOQ	State Limit	Expanded Limit	Mass	Status
	PPM	PPM	PPM	PPM	
Abamectin	0.30	2.5	2.5	ND	Pass
Acequinocyl	0.30	10	10	ND	Pass
Bifenazate	0.30	1	1	ND	Pass
Bifenthrin	0.30	1	1	ND	Pass
Chloromequat chloride	0.30	5	5	ND	Pass
Cyfluthrin	0.30	5	5	ND	Pass
Daminozide	0.30	5	5	ND	Pass
Etoxazole	0.30	1	1	ND	Pass
Fenoxycarb	0.30	1	1	ND	Pass
Imazalil	0.30	1	1	ND	Pass
Imidacloprid	0.30	2	2	ND	Pass
Myclobutanil	0.30	0.6	0.6	ND	Pass
Paclobutrazol	0.30	2	2	ND	Pass
Pyrethrins	0.30	5	5	ND	Pass
Spinosad	0.30	1	1	ND	Pass
Spirotetramat	0.30	1	1	ND	Pass
Trifloxystrobin	0.30	1	1	ND	Pass

LOQ = Limit of Quantitation; The reported result is based on a sample weight with the applicable moisture content for that sample; Unless otherwise stated all quality control samples performed within specifications established by the Laboratory. SOP-0048; Pesticide screening is performed using Sciex 6500+ LCMSMS with Exion XR front HPLC.



Fidelity Diagnostics Laboratory  
216 Trade St.  
Missoula, MT 59808  
(406) 926-2211  
<http://www.fdimt.com>  
License # L-100170-003



Andre Umansky  
Laboratory Director

Accredited to ISO/IEC 17025:2017  
Accreditation #: 102722

Confident Cannabis  
All Rights Reserved  
[support@confidentcannabis.com](mailto:support@confidentcannabis.com)  
(866) 506-5866  
[www.confidentcannabis.com](http://www.confidentcannabis.com)

