



Certificate of Analysis

Groove Solventless

Sample: 2408FID3975.26133

Strain: Tropicana Cherry/Strawberry Guava

Batch #: A; Lot #:

METRC Batch: 1A4080100013EC1000003825; METRC Sample: 1A4080100013EC1000003838

Analysis Initiated: 08/01/2024; Report Created: 08/06/2024

Sampling SOP: SOP-0050

Tropicana Cherry (HB62) Flower Infused w/ Strawberry Guava Solventless Hash (HB69)

Concentrates & Extracts, Infused/Enhanced Preroll, Ice/Water
Harvest/Production Date: 07/30/2024



| | | | |
|--|---|-------------------------------------|----------------------------------|
| | 45.75% Total Potential Psychoactive THC | 0.09% Total CBD | Pass Foreign Matter |
| | 52.08% Total Raw THC | 54.74% Total Cannabinoids | Pass 8.84% Moisture |

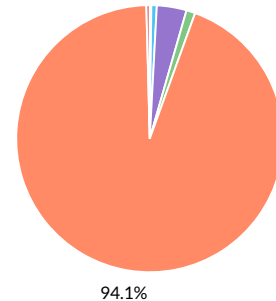
Cannabinoids

Pass

Analytical Calibration Batch: Cannabinoids AF 07092024

| Analyte | LOQ | Mass | Mass |
|--------------|------|--------------|--------------|
| | % | % | mg/g |
| THCa | 0.09 | 51.49 | 514.9 |
| Δ9-THC | 0.09 | 0.59 | 5.9 |
| Δ8-THC | 0.09 | ND | ND |
| THCVa | 0.09 | 0.22 | 2.2 |
| THCV | 0.09 | ND | ND |
| CBDa | 0.09 | 0.10 | 1.0 |
| CBD | 0.09 | ND | ND |
| CBN | 0.09 | ND | ND |
| CBGa | 0.09 | 1.97 | 19.7 |
| CBG | 0.09 | 0.36 | 3.6 |
| CBC | 0.09 | ND | ND |
| Total | | 54.74 | 547.4 |

■ CBDa
 ■ CBG
 ■ CBGa
 ■ Δ9-THC
■ THCa
 ■ THCVa



Total Potential Psychoactive THC = THCa * 0.877 + d9-THC | Total CBD = CBDa * 0.877 + CBD

LOQ = Limit of Quantitation; NT = Not Tested; NR = Not Reported; ND = None Detected.

SOP-0041: Full spectrum cannabinoid analysis by High Performance Liquid Chromatography with UV detection (HPLC-UV). Reported result is based on sample dry weight. SOP-0035: Foreign matter inspection includes but is not limited to hair, insects, stems, seeds, and feces. SOP-0036: Moisture analysis. Testing listed above may not be included in our current PJLA scope of accreditation. Please consult PJLA Certificate# 102722 for a list of current accredited tests.



Fidelity Diagnostics Laboratory
216 Trade St.
Missoula, MT 59808
(406) 926-2211
<http://www.fdimt.com>
License # L-100170-003



Andre Umansky
Laboratory Director

Accredited to ISO/IEC 17025:2017
Accreditation #: 102722

Confident LIMS
All Rights Reserved
coa.support@confidentlims.com
(866) 506-5866
www.confidentlims.com



Testing performed onsite at Fidelity Diagnostics using valid testing methodologies and a quality system as required by state law. Fidelity Diagnostics makes no claims as to the efficacy, safety or other risks associated with any detected or non-detected levels of any compounds reported herein. Results valid only for item tested. Unless otherwise stated all quality control samples performed within specifications established by the Laboratory. Certificate shall not be reproduced, without written approval by the laboratory. Quality and uncertainty data available upon request. Sample conformity is set by the state of Montana. Version No. 001



Certificate of Analysis

Groove Solventless

Sample: 2408FID3975.26133

Strain: Tropicana Cherry/Strawberry Guava

Batch #: A; Lot #:

METRC Batch: 1A4080100013EC1000003825; METRC Sample: 1A4080100013EC1000003838

Analysis Initiated: 08/01/2024; Report Created: 08/06/2024

Sampling SOP: SOP-0050

Tropicana Cherry (HB62) Flower Infused w/ Strawberry Guava Solventless Hash (HB69)

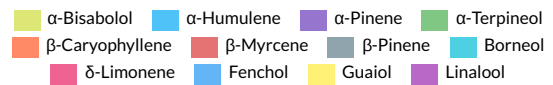


Concentrates & Extracts, Infused/Enhanced Preroll, Ice/Water
Harvest/Production Date: 07/30/2024


Terpenes


Analytical Calibration Batch: Terpenes 05092024

| Analyte | LOQ | Result | Result |
|---------------------|-------|--------------|--------------|
| | % | % | mg/g |
| δ-Limonene | 0.008 | 0.819 | 8.19 |
| β-Caryophyllene | 0.008 | 0.731 | 7.31 |
| Linalool | 0.008 | 0.336 | 3.36 |
| β-Myrcene | 0.008 | 0.298 | 2.98 |
| α-Humulene | 0.008 | 0.222 | 2.22 |
| Guaiol | 0.008 | 0.133 | 1.33 |
| β-Pinene | 0.008 | 0.120 | 1.20 |
| α-Terpineol | 0.005 | 0.112 | 1.12 |
| Fenchol | 0.003 | 0.099 | 0.99 |
| α-Bisabolol | 0.008 | 0.077 | 0.77 |
| α-Pinene | 0.008 | 0.054 | 0.54 |
| Borneol | 0.003 | 0.030 | 0.30 |
| α-Phellandrene | 0.003 | ND | ND |
| α-Terpinene | 0.008 | ND | ND |
| Camphene | 0.008 | <LOQ | <LOQ |
| Caryophyllene Oxide | 0.008 | ND | ND |
| cis-Nerolidol | 0.008 | ND | ND |
| δ-3-Carene | 0.008 | ND | ND |
| Eucalyptol | 0.008 | ND | ND |
| γ-Terpinene | 0.008 | ND | ND |
| Geraniol | 0.008 | ND | ND |
| Geranyl Acetate | 0.003 | ND | ND |
| Isopulegol | 0.008 | ND | ND |
| Ocimene | 0.008 | ND | ND |
| p-Cymene | 0.008 | ND | ND |
| Terpinolene | 0.008 | ND | ND |
| trans-Nerolidol | 0.008 | ND | ND |
| Total | | 3.032 | 30.32 |




Primary Aromas


Lemon


Cinnamon


Lavender


Hops


Wood

LOQ = Limit of Quantitation; NT = Not Tested; NR = Not Reported; ND = None Detected. Results based on dry weight. SOP-0037; GC-FID Analysis of Terpenes in Cannabis and Cannabis Products. Testing listed above may not be included in our current PJLA scope of accreditation. Please consult PJLA Certificate# 102722 for a list of current accredited tests.



Fidelity Diagnostics Laboratory
216 Trade St.
Missoula, MT 59808
(406) 926-2211
<http://www.fdimt.com>
License # L-100170-003



Andre Umansky
Laboratory Director

Accredited to ISO/IEC 17025:2017
Accreditation #: 102722

Confident LIMS
All Rights Reserved
coa.support@confidentlims.com
(866) 506-5866
www.confidentlims.com



Testing performed onsite at Fidelity Diagnostics using valid testing methodologies and a quality system as required by state law. Fidelity Diagnostics makes no claims as to the efficacy, safety or other risks associated with any detected or non-detected levels of any compounds reported herein. Results valid only for item tested. Unless otherwise stated all quality control samples performed within specifications established by the Laboratory. Certificate shall not be reproduced, without written approval by the laboratory. Quality and uncertainty data available upon request. Sample conformity is set by the state of Montana. Version No. 001



Certificate of Analysis

Groove Solventless

Sample: 2408FID3975.26133

Strain: Tropicana Cherry/Strawberry Guava

Batch #: A; Lot #:

METRC Batch: 1A4080100013EC1000003825; METRC Sample: 1A4080100013EC1000003838

Analysis Initiated: 08/01/2024; Report Created: 08/06/2024

Sampling SOP: SOP-0050

Tropicana Cherry (HB62) Flower Infused w/ Strawberry Guava Solventless Hash (HB69)



Concentrates & Extracts, Infused/Enhanced Preroll, Ice/Water

Harvest/Production Date: 07/30/2024

Residual Solvents

Pass

Analytical Calibration Batch: R.S. 06/19/2024

| Analyte | LOQ | State Limits | Mass | Status | Analyte | LOQ | State Limits | Mass | Status |
|-----------------|-----|--------------|------|--------|-------------|-----|--------------|------|--------|
| | PPM | PPM | PPM | | | PPM | PPM | PPM | |
| Acetone | 400 | 5000 | ND | Pass | Hexanes | 20 | 290 | ND | Pass |
| Benzene | 2 | 2 | ND | Pass | Isopropanol | 400 | 5000 | ND | Pass |
| Butanes | 40 | 5000 | ND | Pass | Methanol | 400 | 3000 | ND | Pass |
| Chloroform | 2 | 2 | ND | Pass | Pentanes | 20 | 5000 | ND | Pass |
| Cyclohexane | 20 | 3880 | ND | Pass | Propane | 40 | 5000 | ND | Pass |
| Dichloromethane | 20 | 5000 | ND | Pass | Toluene | 20 | 890 | ND | Pass |
| Ethyl-Acetate | 20 | 5000 | ND | Pass | Xylenes | 20 | 2170 | ND | Pass |
| Heptanes | 20 | 5000 | ND | Pass | | | | | |

LOQ = Limit of Quantitation; NT = Not Tested; NR = Not Reported; ND = None Detected. PPM = Parts per Million. SOP-0060; A mass spectrum analysis of Residual Solvents using Gas Chromatography Mass Spectrometry (Thermo Scientific ISQ7000 GCMS).

Mycotoxins

Pass

Analytical Calibration Batch: 08/01/2024

| Analyte | LOQ | State Limit | Mass | Status |
|------------------|-----|-------------|------|--------|
| | PPB | PPB | PPB | |
| Ochratoxin A | 12 | 20 | ND | Pass |
| Total Aflatoxins | 20 | 20 | ND | Pass |

LOQ = Limit of Quantitation; NT = Not Tested; NR = Not Reported; ND = None Detected. PPB = Parts per Billion. SOP-0042; Pesticide & Mycotoxin screening is performed using Sciex 6500+ LCMSMS with Exion XR front HPLC.

Microbials

Pass

| Analyte | Limit | Mass | Status |
|-----------------------|----------------------|-------|--------|
| | CFU/g | CFU/g | |
| Mold | 10000 | NR | NT |
| Aspergillus flavus | Not Detected in 1.0g | ND | Pass |
| Aspergillus fumigatus | Not Detected in 1.0g | ND | Pass |
| Aspergillus niger | Not Detected in 1.0g | ND | Pass |
| Aspergillus terreus | Not Detected in 1.0g | ND | Pass |
| Salmonella | Not Detected in 1.0g | ND | Pass |
| STEC | Not Detected in 1.0g | ND | Pass |

NT = Not Tested; NR = Not Reported; ND = None Detected. TNTC = Too Numerous to Count; SOP-0058: STEC and Salmonella analysis on AriaDX qPCR using Medicinal Genomics validated methods. SOP-0063: Aspergillus species specific analysis on AriaDX qPCR using Medicinal Genomics validated methods. SOP-0061: Mold enumeration using Hardy Diagnostics media.



Fidelity Diagnostics Laboratory
216 Trade St.
Missoula, MT 59808
(406) 926-2211
<http://www.fdimt.com>
License # L-100170-003



Andre Umansky
Laboratory Director

Accredited to ISO/IEC 17025:2017
Accreditation #: 102722

Confident LIMS
All Rights Reserved
coa.support@confidentlims.com
(866) 506-5866
www.confidentlims.com





Certificate of Analysis

Groove Solventless

Sample: 2408FID3975.26133

Strain: Tropicana Cherry/Strawberry Guava

Batch #: A; Lot #:

METRC Batch: 1A4080100013EC1000003825; METRC Sample: 1A4080100013EC1000003838

Analysis Initiated: 08/01/2024; Report Created: 08/06/2024

Sampling SOP: SOP-0050

Tropicana Cherry (HB62) Flower Infused w/ Strawberry Guava Solventless Hash (HB69)



Concentrates & Extracts, Infused/Enhanced Preroll, Ice/Water
Harvest/Production Date: 07/30/2024

Pesticides

Pass

Analytical Calibration Batch: 08/01/2024

| Analyte | LOQ | State Limit | Expanded Limit | Mass | Status |
|-----------------------|------|-------------|----------------|------|--------|
| | PPM | PPM | PPM | PPM | |
| Abamectin | 0.30 | 2.5 | 2.5 | ND | Pass |
| Acequinocyl | 0.30 | 10 | 10 | ND | Pass |
| Bifenazate | 0.30 | 1 | 1 | ND | Pass |
| Bifenthrin | 0.30 | 1 | 1 | ND | Pass |
| Chloromequat chloride | 0.30 | 5 | 5 | ND | Pass |
| Cyfluthrin | 0.30 | 5 | 5 | ND | Pass |
| Daminozide | 0.30 | 5 | 5 | ND | Pass |
| Etoazole | 0.30 | 1 | 1 | ND | Pass |
| Fenoxycarb | 0.30 | 1 | 1 | ND | Pass |
| Imazalil | 0.30 | 1 | 1 | ND | Pass |
| Imidacloprid | 0.30 | 2 | 2 | ND | Pass |
| Myclobutanil | 0.30 | 0.6 | 0.6 | ND | Pass |
| Paclobutrazol | 0.30 | 2 | 2 | ND | Pass |
| Pyrethrins | 0.30 | 5 | 5 | ND | Pass |
| Spinosad | 0.30 | 1 | 1 | ND | Pass |
| Spirotetramat | 0.30 | 1 | 1 | ND | Pass |
| Trifloxystrobin | 0.30 | 1 | 1 | ND | Pass |

LOQ = Limit of Quantitation; NT = Not Tested; NR = Not Reported; ND = None Detected. PPM = Parts per Million. SOP-0042; Pesticide & Mycotoxin screening is performed using Sciex 6500+ LCMSMS with Exion XR front HPLC.



Fidelity Diagnostics Laboratory
216 Trade St.
Missoula, MT 59808
(406) 926-2211
<http://www.fdimt.com>
License # L-100170-003



Andre Umansky
Laboratory Director

Accredited to ISO/IEC 17025:2017
Accreditation #: 102722

Confident LIMS
All Rights Reserved
coa.support@confidentlims.com
(866) 506-5866
www.confidentlims.com



Testing performed onsite at Fidelity Diagnostics using valid testing methodologies and a quality system as required by state law. Fidelity Diagnostics makes no claims as to the efficacy, safety or other risks associated with any detected or non-detected levels of any compounds reported herein. Results valid only for item tested. Unless otherwise stated all quality control samples performed within specifications established by the Laboratory. Certificate shall not be reproduced, without written approval by the laboratory. Quality and uncertainty data available upon request. Sample conformity is set by the state of Montana. Version No. 001