



Certificate of Analysis

Groove Solventless

Sample: 2410FID5410.34698

Strain: Rainbow Sherbert #11

Batch #: 1; Lot #:

METRC Batch: 1A408010000CABD000000949; METRC Sample: 1A4080100013EC1000005312


Analysis Initiated: 10/18/2024; Report Created: 10/22/2024

Sampling SOP: SOP-0050

Rainbow Sherbert #11 Flower (HB77.3)

Plant, Flower - Cured, Indoor

Harvest/Production Date: 09/20/2024



19.18%

Total Potential
Psychoactive THC

<LOQ

Total CBD

Pass

Foreign Matter

21.76%

Total Raw THC

23.30%

Total Cannabinoids

Pass

11.83%

Moisture

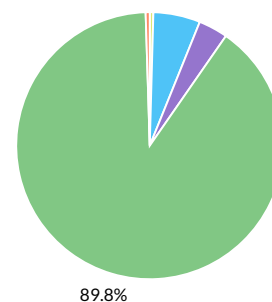
Cannabinoids

Pass

Analytical Calibration Batch: Cannabinoids AF 09242024

Analyte	LOQ	Mass	Mass
	%	%	mg/g
THCa	0.05	20.93	209.3
Δ^9 -THC	0.05	0.83	8.3
THCVa	0.05	0.12	1.2
THCV	0.05	ND	ND
CBDa	0.05	<LOQ	<LOQ
CBD	0.05	ND	ND
CBN	0.05	ND	ND
CBGa	0.05	1.32	13.2
CBG	0.05	0.10	1.0
CBC	0.05	ND	ND
Total		23.30	233.0

CBG CBGa Δ^9 -THC THCa
THCVa



Total Potential Psychoactive THC = THCa * 0.877 + Δ^9 -THC | Total CBD = CBDa * 0.877 + CBD

LOQ = Limit of Quantitation; NT = Not Tested; NR = Not Reported; ND = None Detected.

SOP-0041: Full spectrum cannabinoid analysis by High Performance Liquid Chromatography with UV detection (HPLC-UV). Reported result is based on sample dry weight. SOP-0035: Foreign matter inspection includes but is not limited to hair, insects, stems, seeds, and feces. SOP-0036: Moisture analysis. Testing listed above may not be included in our current PJLA scope of accreditation. Please consult PJLA Certificate# 102722 for a list of current accredited tests.



Fidelity Diagnostics Laboratory
216 Trade St.
Missoula, MT 59808
(406) 926-2211
<http://www.fidimt.com>
License # L-100170-003



Accredited to ISO/IEC 17025:2017
Accreditation #: 102722

Andre Umansky
Laboratory Director

Confident LIMS
All Rights Reserved
coa.support@confidentlims.com
(866) 506-5866
www.confidentlims.com



Testing performed onsite at Fidelity Diagnostics using valid testing methodologies and a quality system as required by state law. Fidelity Diagnostics makes no claims as to the efficacy, safety or other risks associated with any detected or non-detected levels of any compounds reported herein. Results valid only for item tested. Unless otherwise stated all quality control samples performed within specifications established by the Laboratory. Certificate shall not be reproduced, without written approval by the laboratory. Quality and uncertainty data available upon request. Sample conformity is set by the state of Montana. Version No. 001



Certificate of Analysis

Groove Solventless

Sample: 2410FID5410.34698

Strain: Rainbow Sherbert #11

Batch #: 1; Lot #:

METRC Batch: 1A408010000CABD000000949; METRC Sample: 1A4080100013EC1000005312

Analysis Initiated: 10/18/2024; Report Created: 10/22/2024

Sampling SOP: SOP-0050

Rainbow Sherbert #11 Flower (HB77.3)

Plant, Flower - Cured, Indoor
Harvest/Production Date: 09/20/2024

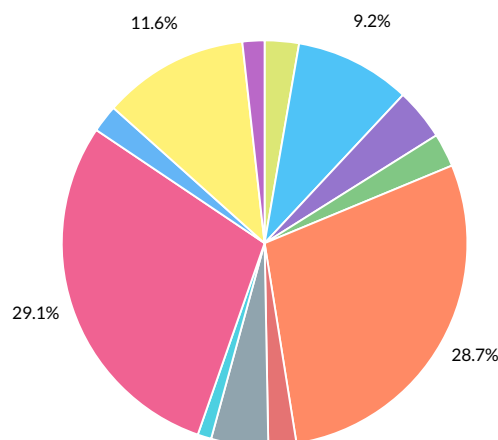


Terpenes

Analytical Calibration Batch: Terpenes 09/08/2024

Analyte	LOQ	Result	Result
	%	%	mg/g
δ-Limonene	0.008	0.615	6.15
β-Caryophyllene	0.008	0.607	6.07
Linalool	0.008	0.246	2.46
α-Humulene	0.008	0.195	1.95
β-Pinene	0.008	0.096	0.96
α-Pinene	0.008	0.087	0.87
α-Bisabolol	0.008	0.058	0.58
α-Terpineol	0.005	0.057	0.57
β-Myrcene	0.008	0.047	0.47
Fenchol	0.003	0.046	0.46
Ocimene	0.008	0.037	0.37
Camphene	0.008	0.023	0.23
α-Phellandrene	0.003	ND	ND
α-Terpinene	0.008	ND	ND
Borneol	0.003	ND	ND
Caryophyllene Oxide	0.008	ND	ND
cis-Nerolidol	0.008	ND	ND
δ-3-Carene	0.008	ND	ND
Eucalyptol	0.008	ND	ND
γ-Terpinene	0.008	ND	ND
Geraniol	0.008	ND	ND
Geranyl Acetate	0.003	ND	ND
Guaiol	0.008	ND	ND
Isopulegol	0.008	ND	ND
p-Cymene	0.008	ND	ND
Terpinolene	0.008	ND	ND
trans-Nerolidol	0.008	ND	ND
Total		2.114	21.14

α-Bisabolol α-Humulene α-Pinene α-Terpineol
β-Caryophyllene β-Myrcene β-Pinene Camphene
δ-Limonene Fenchol Linalool Ocimene



Primary Aromas



Lemon



Cinnamon



Lavender



Hops



Pine

LOQ = Limit of Quantitation; NT = Not Tested; NR = Not Reported; ND = None Detected. Results based on dry weight. SOP-0037; GC-FID Analysis of Terpenes in Cannabis and Cannabis Products. Testing listed above may not be included in our current PJLA scope of accreditation. Please consult PJLA Certificate# 102722 for a list of current accredited tests.



Fidelity Diagnostics Laboratory
216 Trade St.
Missoula, MT 59808
(406) 926-2211
<http://www.fidimt.com>
License # L-100170-003



Accredited to ISO/IEC 17025:2017
Accreditation #: 102722

Andre Umansky
Laboratory Director

Confident LIMS
All Rights Reserved
coa.support@confidentlims.com
(866) 506-5866
www.confidentlims.com



Testing performed onsite at Fidelity Diagnostics using valid testing methodologies and a quality system as required by state law. Fidelity Diagnostics makes no claims as to the efficacy, safety or other risks associated with any detected or non-detected levels of any compounds reported herein. Results valid only for item tested. Unless otherwise stated all quality control samples performed within specifications established by the Laboratory. Certificate shall not be reproduced, without written approval by the laboratory. Quality and uncertainty data available upon request. Sample conformity is set by the state of Montana. Version No. 001



Certificate of Analysis

Groove Solventless

Sample: 2410FID5410.34698

Strain: Rainbow Sherbert #11

Batch #: 1; Lot #:

METRC Batch: 1A408010000CABD000000949; METRC Sample: 1A4080100013EC1000005312

Analysis Initiated: 10/18/2024; Report Created: 10/22/2024

Sampling SOP: SOP-0050

Rainbow Sherbert #11 Flower (HB77.3)

Plant, Flower - Cured, Indoor

Harvest/Production Date: 09/20/2024



Residual Solvents

Not Tested

Analytical Calibration Batch:

Analyte	LOQ	State Limits	Mass	Status	Analyte	LOQ	State Limits	Mass	Status
---------	-----	--------------	------	--------	---------	-----	--------------	------	--------

LOQ = Limit of Quantitation; NT = Not Tested; NR = Not Reported; ND = None Detected. PPM = Parts per Million. SOP-0060; A mass spectrum analysis of Residual Solvents using Gas Chromatography Mass Spectrometry (Thermo Scientific ISQ7000 GCMS).

Mycotoxins

Pass

Analytical Calibration Batch: 10/17/2024

Analyte	LOQ	State Limit	Mass	Status
	PPB	PPB	PPB	
Ochratoxin A	12	20	ND	Pass
Total Aflatoxins	20	20	ND	Pass

LOQ = Limit of Quantitation; NT = Not Tested; NR = Not Reported; ND = None Detected. PPB = Parts per Billion. SOP-0042; Pesticide & Mycotoxin screening is performed using Sciex 6500+ LCMSMS with Exion XR front HPLC.

Microbials

Pass

Analyte	Limit	Mass	Status
	CFU/g	CFU/g	
Mold	10000	NR	NT
Aspergillus flavus	Not Detected in 1.0g	ND	Pass
Aspergillus fumigatus	Not Detected in 1.0g	ND	Pass
Aspergillus niger	Not Detected in 1.0g	ND	Pass
Aspergillus terreus	Not Detected in 1.0g	ND	Pass
Salmonella	Not Detected in 1.0g	ND	Pass
STEC	Not Detected in 1.0g	ND	Pass

NT = Not Tested; NR = Not Reported; ND = None Detected. TNTC = Too Numerous to Count; SOP-0058: STEC and Salmonella analysis on AriaDX qPCR using Medicinal Genomics validated methods. SOP-0063: Aspergillus species specific analysis on AriaDX qPCR using Medicinal Genomics validated methods. SOP-0061: Mold enumeration using Hardy Diagnostics media.



Fidelity Diagnostics Laboratory
216 Trade St.
Missoula, MT 59808
(406) 926-2211
<http://www.fidimt.com>
License # L-100170-003



Andre Umansky
Laboratory Director

Accredited to ISO/IEC 17025:2017
Accreditation #: 102722

Confident LIMS
All Rights Reserved
coa.support@confidentlims.com
(866) 506-5866
www.confidentlims.com



Testing performed onsite at Fidelity Diagnostics using valid testing methodologies and a quality system as required by state law. Fidelity Diagnostics makes no claims as to the efficacy, safety or other risks associated with any detected or non-detected levels of any compounds reported herein. Results valid only for item tested. Unless otherwise stated all quality control samples performed within specifications established by the Laboratory. Certificate shall not be reproduced, without written approval by the laboratory. Quality and uncertainty data available upon request. Sample conformity is set by the state of Montana. Version No. 001



Certificate of Analysis

Groove Solventless

Sample: 2410FID5410.34698

Strain: Rainbow Sherbert #11

Batch #: 1; Lot #:

METRC Batch: 1A408010000CABD000000949; METRC Sample: 1A4080100013EC1000005312

Analysis Initiated: 10/18/2024; Report Created: 10/22/2024

Sampling SOP: SOP-0050

Rainbow Sherbert #11 Flower (HB77.3)

Plant, Flower - Cured, Indoor
Harvest/Production Date: 09/20/2024



Pesticides

Analytical Calibration Batch: 10/17/2024

Pass

Analyte	LOQ	State Limit	Expanded Limit	Mass	Status
	PPM	PPM	PPM	PPM	
Abamectin	0.12	0.5	0.5	ND	Pass
Acequinocyl	0.12	2	2	ND	Pass
Bifenazate	0.12	0.2	0.2	ND	Pass
Bifenthrin	0.12	0.2	0.2	ND	Pass
Chloromequat chloride	0.12	1	1	ND	Pass
Cyfluthrin	0.12	1	1	ND	Pass
Daminozide	0.12	1	1	ND	Pass
Etoxazole	0.12	0.2	0.2	ND	Pass
Fenoxycarb	0.12	0.2	0.2	ND	Pass
Imazalil	0.12	0.2	0.2	ND	Pass
Imidacloprid	0.12	0.4	0.4	ND	Pass
Myclobutanil	0.12	0.2	0.2	ND	Pass
Paclobutrazol	0.12	0.4	0.4	ND	Pass
Pyrethrins	0.12	1	1	ND	Pass
Spinosad	0.12	0.2	0.2	ND	Pass
Spirotetramat	0.12	0.2	0.2	ND	Pass
Trifloxystrobin	0.12	0.2	0.2	ND	Pass

LOQ = Limit of Quantitation; NT = Not Tested; NR = Not Reported; ND = None Detected. PPM = Parts per Million. SOP-0042; Pesticide & Mycotoxin screening is performed using Sciex 6500+ LCMSMS with Exion XR front HPLC.



Fidelity Diagnostics Laboratory
216 Trade St.
Missoula, MT 59808
(406) 926-2211
<http://www.fidimt.com>
License # L-100170-003



Accredited to ISO/IEC 17025:2017
Accreditation #: 102722

Andre Umansky
Laboratory Director

Confident LIMS
All Rights Reserved
coa.support@confidentlims.com
(866) 506-5866
www.confidentlims.com



Testing performed onsite at Fidelity Diagnostics using valid testing methodologies and a quality system as required by state law. Fidelity Diagnostics makes no claims as to the efficacy, safety or other risks associated with any detected or non-detected levels of any compounds reported herein. Results valid only for item tested. Unless otherwise stated all quality control samples performed within specifications established by the Laboratory. Certificate shall not be reproduced, without written approval by the laboratory. Quality and uncertainty data available upon request. Sample conformity is set by the state of Montana. Version No. 001