



## Certificate of Analysis

Groove Solventless

Sample: 2505FID2975.15080

Strain: White Burgundy

Batch #: b; Lot #: 86

METRC Batch: 1A408010000E4E9000002343; METRC Sample: 1A4080100013EC1000010824

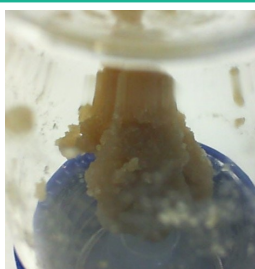
Analysis Initiated: 05/29/2025; Report Created: 06/09/2025

Sampling SOP: SOP-0050

## White Burgundy Solventless Hand-Pressed Hash (HB86) (2343)

Concentrates &amp; Extracts, Hash - Hard, Ice/Water

Harvest/Production Date: 04/08/2025



64.69%

Total Potential  
Psychoactive THC

0.22%

Total CBD

Pass

Foreign Matter

73.67%

Total Raw THC

78.19%

Total Cannabinoids

Complete  
NR

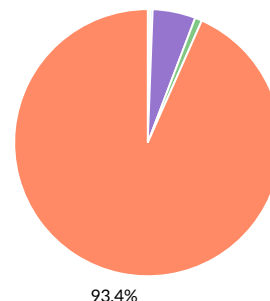
Moisture

## Cannabinoids

Pass

Analytical Calibration Batch: Cannabinoids AF 05282025

Analyte	LOQ	Mass	Mass
	%	%	mg/g
THCa	0.09	73.00	730.0
$\Delta^9$ -THC	0.09	0.67	6.7
THCVa	0.09	ND	ND
THCV	0.09	ND	ND
CBDa	0.09	0.25	2.5
CBD	0.09	ND	ND
CBN	0.09	ND	ND
CBGa	0.09	4.06	40.6
CBG	0.09	0.21	2.1
CBC	0.09	ND	ND
Total		78.19	781.9

CBDa CBG CBGa  $\Delta^9$ -THC  
THCaTotal Potential Psychoactive THC = THCa \* 0.877 +  $\Delta^9$ -THC | Total CBD = CBDa \* 0.877 + CBD

LOQ = Limit of Quantitation; NT = Not Tested; NR = Not Reported; ND = None Detected.

SOP-0041: Full spectrum cannabinoid analysis by High Performance Liquid Chromatography with UV detection (HPLC-UV). Reported result is based on sample dry weight. SOP-0035: Foreign matter inspection includes but is not limited to hair, insects, stems, seeds, and feces. SOP-0036: Moisture analysis. Testing listed above may not be included in our current PJLA scope of accreditation. Please consult PJLA Certificate# 102722 for a list of current accredited tests.

Fidelity Diagnostics Laboratory  
216 Trade St.  
Missoula, MT 59808  
(406) 926-2211  
<http://www.fidimt.com>  
License # L-100170-003Accredited to ISO/IEC 17025:2017  
Accreditation #: 102722Andre Umansky  
Laboratory DirectorConfident LIMS  
All Rights Reserved  
[coa.support@confidentlims.com](mailto:coa.support@confidentlims.com)  
(866) 506-5866  
[www.confidentlims.com](http://www.confidentlims.com)

Testing performed onsite at Fidelity Diagnostics using valid testing methodologies and a quality system as required by state law. Fidelity Diagnostics makes no claims as to the efficacy, safety or other risks associated with any detected or non-detected levels of any compounds reported herein. Results valid only for item tested. Unless otherwise stated all quality control samples performed within specifications established by the Laboratory. Certificate shall not be reproduced, without written approval by the laboratory. Quality and uncertainty data available upon request. Sample conformity is set by the state of Montana. Version No. 001



Groove Solventless

Sample: 2505FID2975.15080

Strain: White Burgundy

Batch #: b; Lot #: 86

METRC Batch: 1A408010000E4E9000002343; METRC Sample: 1A4080100013EC1000010824

Analysis Initiated: 05/29/2025; Report Created: 06/09/2025

Sampling SOP: SOP-0050

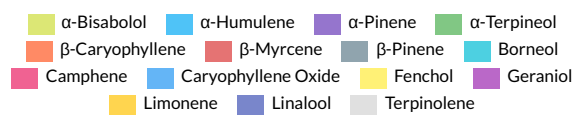
## White Burgundy Solventless Hand-Pressed Hash (HB86) (2343)

Concentrates & Extracts, Hash - Hard, Ice/Water  
Harvest/Production Date: 04/08/2025

## Terpenes

Analytical Calibration Batch: Terpenes 03112025

Analyte	LOQ	Result	Result
	%	%	mg/g
β-Caryophyllene	0.008	3.342	33.42
Limonene	0.008	1.187	11.87
α-Humulene	0.008	1.035	10.35
Linalool	0.008	1.034	10.34
α-Bisabolol	0.008	0.228	2.28
β-Pinene	0.008	0.180	1.80
α-Pinene	0.008	0.126	1.26
α-Terpineol	0.005	0.121	1.21
Fenchol	0.003	0.107	1.07
β-Myrcene	0.008	0.082	0.82
Caryophyllene Oxide	0.008	0.063	0.63
Geraniol	0.008	0.057	0.57
Camphene	0.008	0.054	0.54
Terpinolene	0.008	0.042	0.42
Borneol	0.003	0.035	0.35
α-Phellandrene	0.003	ND	ND
α-Terpinene	0.008	ND	ND
β-Humulene		NR	NR
δ-3-Carene	0.008	ND	ND
Eucalyptol	0.008	ND	ND
γ-Terpinene	0.008	ND	ND
Geranyl Acetate	0.003	ND	ND
Guaiol	0.008	ND	ND
Isopulegol	0.008	ND	ND
Ocimene	0.008	ND	ND
p-Cymene	0.008	ND	ND
Nerolidol		ND	ND
Total		7.691	76.91



## Primary Aromas



Cinnamon



Orange



Hops



Lavender



Chamomile

LOQ = Limit of Quantitation; NT = Not Tested; NR = Not Reported; ND = None Detected. Results based on dry weight. SOP-0037; GC-FID Analysis of Terpenes in Cannabis and Cannabis Products. Testing listed above may not be included in our current PJLA scope of accreditation. Please consult PJLA Certificate# 102722 for a list of current accredited tests.



Fidelity Diagnostics Laboratory  
216 Trade St.  
Missoula, MT 59808  
(406) 926-2211  
<http://www.fidimt.com>  
License # L-100170-003



Accredited to ISO/IEC 17025:2017  
Accreditation #: 102722

Andre Umansky  
Laboratory Director

Confident LIMS  
All Rights Reserved  
[coa.support@confidentlims.com](mailto:coa.support@confidentlims.com)  
(866) 506-5866  
[www.confidentlims.com](http://www.confidentlims.com)



Testing performed onsite at Fidelity Diagnostics using valid testing methodologies and a quality system as required by state law. Fidelity Diagnostics makes no claims as to the efficacy, safety or other risks associated with any detected or non-detected levels of any compounds reported herein. Results valid only for item tested. Unless otherwise stated all quality control samples performed within specifications established by the Laboratory. Certificate shall not be reproduced, without written approval by the laboratory. Quality and uncertainty data available upon request. Sample conformity is set by the state of Montana. Version No. 001



# Certificate of Analysis

Groove Solventless

Sample: 2505FID2975.15080

Strain: White Burgundy

Batch #: b; Lot #: 86

METRC Batch: 1A408010000E4E9000002343; METRC Sample: 1A4080100013EC1000010824

Analysis Initiated: 05/29/2025; Report Created: 06/09/2025

Sampling SOP: SOP-0050

## White Burgundy Solventless Hand-Pressed Hash (HB86) (2343)

Concentrates & Extracts, Hash - Hard, Ice/Water

Harvest/Production Date: 04/08/2025



## Residual Solvents

Not Tested

Analytical Calibration Batch:

Analyte	LOQ	State Limits	Mass	Status	Analyte	LOQ	State Limits	Mass	Status
---------	-----	--------------	------	--------	---------	-----	--------------	------	--------

LOQ = Limit of Quantitation; NT = Not Tested; NR = Not Reported; ND = None Detected. PPM = Parts per Million. SOP-0060; A mass spectrum analysis of Residual Solvents using Gas Chromatography Mass Spectrometry (Thermo Scientific ISQ7000 GCMS).

## Mycotoxins

Pass

Analytical Calibration Batch: 05/27/2025

Analyte	LOQ	State Limit	Mass	Status
	PPB	PPB	PPB	
Ochratoxin A	12	20	ND	Pass
Total Aflatoxins	20	20	ND	Pass

LOQ = Limit of Quantitation; NT = Not Tested; NR = Not Reported; ND = None Detected. PPB = Parts per Billion. SOP-0042; Pesticide & Mycotoxin screening is performed using Sciex 6500+ LCMSMS with Exion XR front HPLC.

## Microbials

Pass

Analyte	Limit	Mass	Status
	CFU/g	CFU/g	
Mold	10000	NR	NT
Aspergillus flavus	Not Detected in 1.0g	ND	Pass
Aspergillus fumigatus	Not Detected in 1.0g	ND	Pass
Aspergillus niger	Not Detected in 1.0g	ND	Pass
Aspergillus terreus	Not Detected in 1.0g	ND	Pass
Salmonella	Not Detected in 1.0g	ND	Pass
STEC	Not Detected in 1.0g	ND	Pass

NT = Not Tested; NR = Not Reported; ND = None Detected. TNTC = Too Numerous to Count; SOP-0058: STEC and Salmonella analysis on AriaDX qPCR using Medicinal Genomics validated methods. SOP-0063: Aspergillus species specific analysis on AriaDX qPCR using Medicinal Genomics validated methods. SOP-0061: Mold enumeration using Hardy Diagnostics media.



Fidelity Diagnostics Laboratory  
216 Trade St.  
Missoula, MT 59808  
(406) 926-2211  
<http://www.fidimt.com>  
License # L-100170-003



Accredited to ISO/IEC 17025:2017  
Accreditation #: 102722

Andre Umansky  
Laboratory Director

Confident LIMS  
All Rights Reserved  
[coa.support@confidentlims.com](mailto:coa.support@confidentlims.com)  
(866) 506-5866  
[www.confidentlims.com](http://www.confidentlims.com)



Testing performed onsite at Fidelity Diagnostics using valid testing methodologies and a quality system as required by state law. Fidelity Diagnostics makes no claims as to the efficacy, safety or other risks associated with any detected or non-detected levels of any compounds reported herein. Results valid only for item tested. Unless otherwise stated all quality control samples performed within specifications established by the Laboratory. Certificate shall not be reproduced, without written approval by the laboratory. Quality and uncertainty data available upon request. Sample conformity is set by the state of Montana. Version No. 001



## Certificate of Analysis

Groove Solventless

Sample: 2505FID2975.15080

Strain: White Burgundy

Batch #: b; Lot #: 86

METRC Batch: 1A408010000E4E9000002343; METRC Sample: 1A4080100013EC1000010824

Analysis Initiated: 05/29/2025; Report Created: 06/09/2025

Sampling SOP: SOP-0050

## White Burgundy Solventless Hand-Pressed Hash (HB86) (2343)

Concentrates & Extracts, Hash - Hard, Ice/Water  
Harvest/Production Date: 04/08/2025

## Pesticides

Analytical Calibration Batch: 05/27/2025

Pass

Analyte	LOQ	State Limit	Expanded Limit	Mass	Status	Analyte	LOQ	State Limit	Expanded Limit	Mass	Status
	PPM	PPM	PPM	PPM			PPM	PPM	PPM	PPM	
Abamectin	0.16	0.5	0.5	ND	Pass	Imazalil	0.16	0.2	0.2	ND	Pass
Acephate	0.30	0.4	0.4	ND	Pass	Imidacloprid	0.16	0.4	2	ND	Pass
Acequinocyl	0.16	2	2	ND	Pass	Kresoxim Methyl	0.16	0.4	0.4	ND	Pass
Acetamiprid	0.16	0.2	0.2	ND	Pass	Malathion	0.16	0.2	0.2	ND	Pass
Aldicarb	0.31	0.4	0.4	ND	Pass	Metalaxyl	0.16	0.2	0.2	ND	Pass
Azoxystrobin	0.16	0.2	0.2	ND	Pass	Methiocarb	0.16	0.2	0.2	ND	Pass
Bifenazate	0.16	0.2	0.2	ND	Pass	Methomyl	0.16	0.4	0.4	ND	Pass
Bifenthrin	0.16	0.2	0.2	ND	Pass	Methyl Parathion	0.16	0.2	0.2	ND	Pass
Boscalid	0.16	0.4	0.4	ND	Pass	MGK-264	0.16	0.2	0.2	ND	Pass
Carbaryl	0.16	0.2	0.2	ND	Pass	Myclobutanil	0.16	0.2	0.2	ND	Pass
Carbofuran	0.16	0.2	0.2	ND	Pass	Naled	0.16	0.5	0.5	ND	Pass
Chlorantraniliprole	0.16	0.2	0.2	ND	Pass	Oxamyl	0.16	1	1	ND	Pass
Chlorfenapyr	0.31	1	1	ND	Pass	Paclobutrazol	0.16	0.4	0.4	ND	Pass
Chlorpyrifos	0.16	0.2	0.2	ND	Pass	Permethrin	0.16	0.2	0.2	ND	Pass
Clofentezine	0.16	0.2	0.2	ND	Pass	Phosmet	0.16	0.2	0.2	ND	Pass
Cyfluthrin	0.31	1	1	ND	Pass	Piperonyl Butoxide	0.16	2	2	ND	Pass
Cypermethrin	0.16	1	1	ND	Pass	Prallethrin	0.16	0.2	0.2	ND	Pass
Daminozide	0.16	1	1	ND	Pass	Propiconazole	0.16	0.4	0.4	ND	Pass
Diazinon	0.16	0.2	0.2	ND	Pass	Propoxur	0.16	0.2	0.2	ND	Pass
Dichlorvos	0.16	1	1	ND	Pass	Pyrethrins	0.16	1	1	ND	Pass
Dimethoate	0.16	0.2	0.2	ND	Pass	Pyridaben	0.16	0.2	0.2	ND	Pass
Ethoprophos	0.16	0.2	0.2	ND	Pass	Spinosad	0.16	0.2	0.2	ND	Pass
Etofenprox	0.16	0.4	0.4	ND	Pass	Spiromesifen	0.16	0.2	0.2	ND	Pass
Etoazole	0.16	0.2	0.2	ND	Pass	Spirotetramat	0.16	0.2	0.2	ND	Pass
Fenoxycarb	0.16	0.2	0.2	ND	Pass	Spiroxamine	0.16	0.4	0.4	ND	Pass
Fenpyroximate	0.16	0.4	0.4	ND	Pass	Tebuconazole	0.16	0.4	0.4	ND	Pass
Fipronil	0.16	0.4	0.4	ND	Pass	Thiacloprid	0.16	0.2	0.2	ND	Pass
Flonicamid	0.16	1	1	ND	Pass	Thiamethoxam	0.16	0.2	0.2	ND	Pass
Fludioxonil	0.16	0.4	0.4	ND	Pass	Trifloxystrobin	0.16	0.2	0.2	ND	Pass
Hexythiazox	0.16	1	1	ND	Pass						

LOQ = Limit of Quantitation; NT = Not Tested; NR = Not Reported; ND = None Detected. PPM = Parts per Million. SOP-0042; Pesticide & Mycotoxin screening is performed using Sciex 6500+ LCMSMS with Exion XR front HPLC.



Fidelity Diagnostics Laboratory  
216 Trade St.  
Missoula, MT 59808  
(406) 926-2211  
<http://www.fidimt.com>  
License # L-100170-003



Andre Umansky  
Laboratory Director

Accredited to ISO/IEC 17025:2017  
Accreditation #: 102722

Confident LIMS  
All Rights Reserved  
[coa.support@confidentlims.com](mailto:coa.support@confidentlims.com)  
(866) 506-5866  
[www.confidentlims.com](http://www.confidentlims.com)



Testing performed onsite at Fidelity Diagnostics using valid testing methodologies and a quality system as required by state law. Fidelity Diagnostics makes no claims as to the efficacy, safety or other risks associated with any detected or non-detected levels of any compounds reported herein. Results valid only for item tested. Unless otherwise stated all quality control samples performed within specifications established by the Laboratory. Certificate shall not be reproduced, without written approval by the laboratory. Quality and uncertainty data available upon request. Sample conformity is set by the state of Montana. Version No. 001